

# How to guide

## Setting up your password

This guide is applicable if you are registering for Secure Code and do not have a password.

There are slight visual variations for iOS vs Android devices.

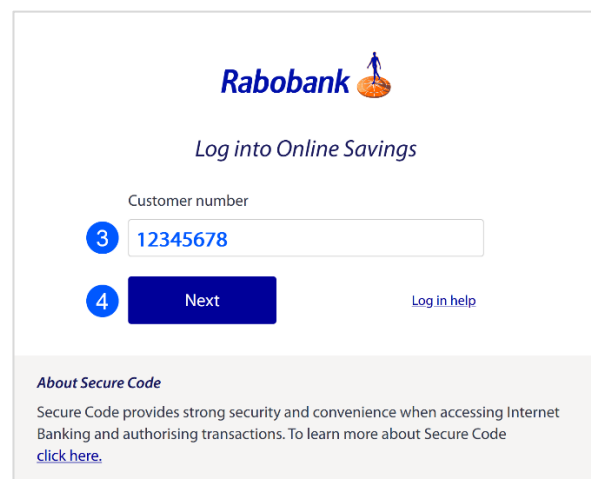
### How to set up the password

Step 1: Open the Rabobank Online Savings Internet Banking website

Step 2: Select 'Log in with Secure Code'

Step 3: Enter the customer number for the account you wish to access

Step 4: Select 'Next'



**Rabobank**

Log into Online Savings

Customer number

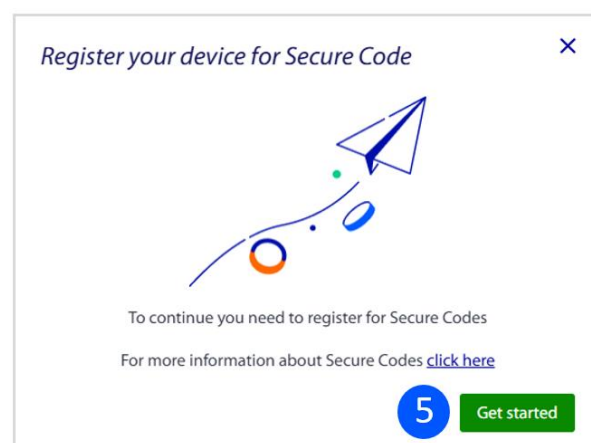
3 12345678

4 Next [Log in help](#)

**About Secure Code**

Secure Code provides strong security and convenience when accessing Internet Banking and authorising transactions. To learn more about Secure Code [click here](#).

Step 5: Select 'Get started'



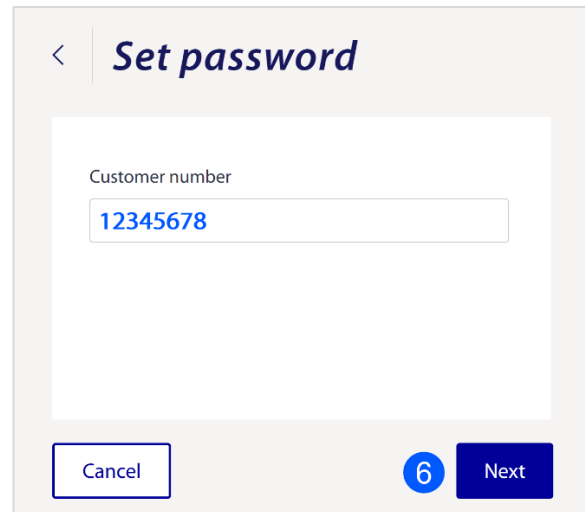
Register your device for Secure Code

To continue you need to register for Secure Codes

For more information about Secure Codes [click here](#)

5 Get started

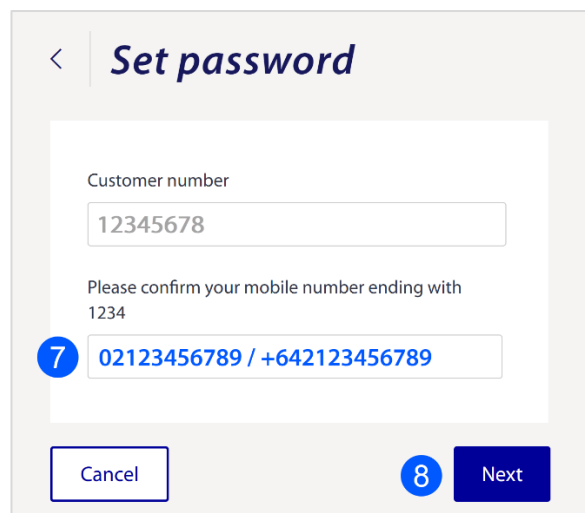
Step 6: Confirm the customer number has been entered correctly and select 'Next'



Step 7: Enter your mobile number

**Note:** Ensure mobile number used matches the last 4 digits shown on your screen.

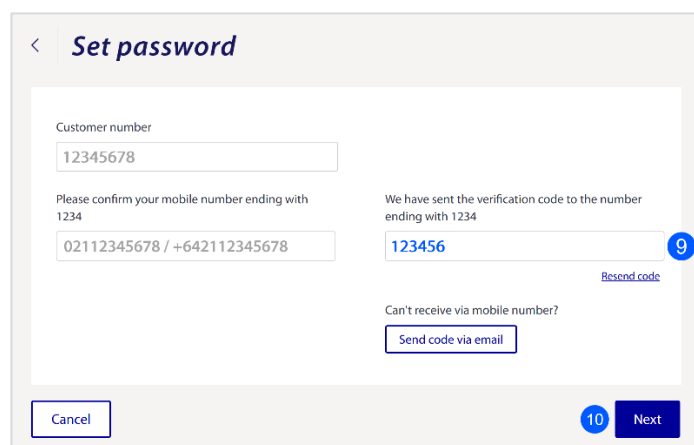
Step 8: Select 'Next'



Step 9: Enter the verification code that has been sent to your mobile number

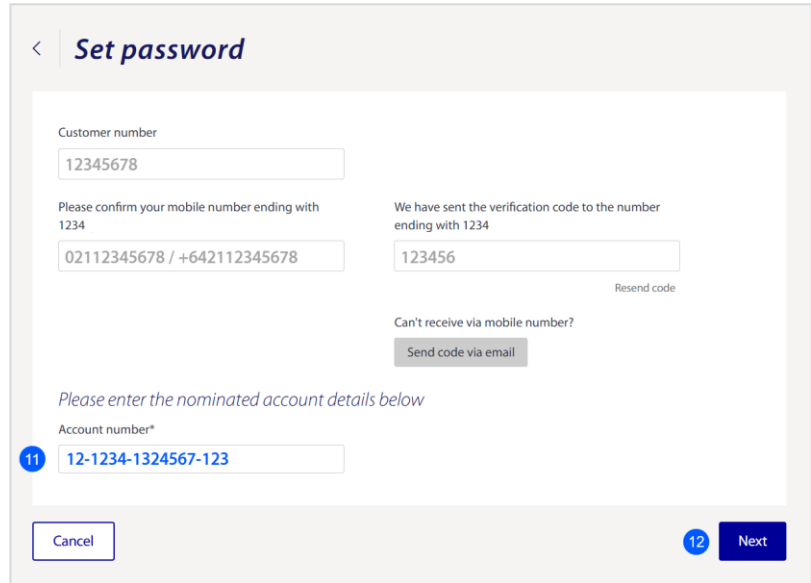
**Note:** You can select the button 'Send code via email' if you prefer to receive the verification code via email.

Step 10: Select 'Next'



Step 11: Enter the nominated linked account details

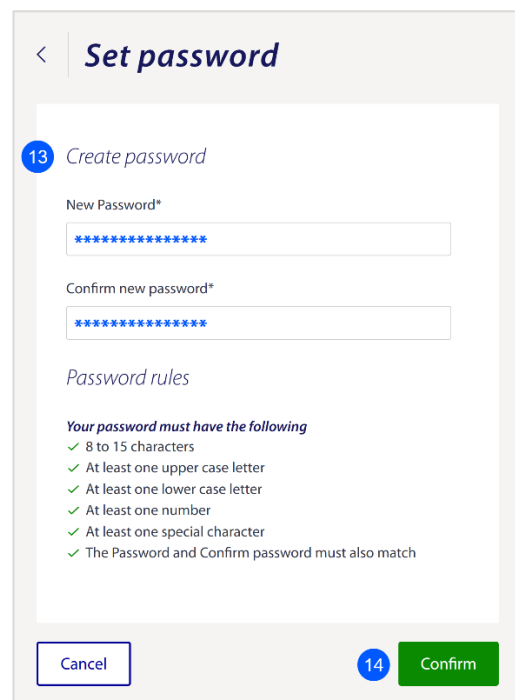
Step 12: Select 'Next'




Step 13: You will be prompted to create a password

**Note:** Password criteria must be met as shown under 'Password rules'. As you meet the criteria, it will show a green tick

Step 14: Select 'Confirm'





Step 15: You will be prompted to register for Secure Code





### Register your device for secure code

Simply scan the below code to download the Rabobank Online Savings app and follow the instructions to continue the registration process.

For more information about Secure Codes, [click here](#)

App Store is a service mark of Apple Inc., registered in the U.S. and other countries.  
Google Play is a trademark of Google LLC.

